





# 2010 U.S. Census Report 4

## Deanery: Main Line, Bridgeport and Roxborough (6)

	HOUSEHOLDS		POPULATION	
	Number	Percent	Number	Percent
<b>Where do people live?</b>				
<b>Total Households and Population (in Deanery boundary)</b>	66,445	100.0 %	152,390	100.0 %
In Households	66,445	100.0 %	148,150	97.2 %
<i>Family Households</i>	35,498	53.4 %	106,307	69.8 %
Married Couple Family	27,461	41.3 %	83,619	54.9 %
Male Householder, no wife present	2,232	3.4 %	6,401	4.2 %
Female Householder, no male present	5,804	8.7 %	16,287	10.7 %
				
<i>Non-Family Households</i>	30,947	46.6 %	41,843	27.5 %
Single Person Households (total)	22,867	34.4 %	30,947	20.3 %
Single Person Households Over 65 Years	7,060	10.6 %	7,060	4.6 %
Roomers and Boarders			556	0.4 %
Housemates and Roommates			6,207	4.1 %
Unmarried Partners			3,304	2.2 %
Other non-relatives			830	0.5 %
In Group Quarters (Total)			4,240	2.8 %
Institutional Population			1,423	0.9 %
Noninstitutionalized Population			2,818	1.8 %
<b>Persons Per Household</b>				
Average Household Size			2.29	
Average Family Size			2.99	

# 2010 U.S. Census Report 4

## Deanery: Main Line, Bridgeport and Roxborough (6)

		POPULATION	
		Number	Percent
<b>CHILDREN - UNDER AGE 18</b>			
<b>Total Children - Under Age 18 (in Deanery boundary)</b>		27,170	100.0 %
<i>In Households</i>		27,040	99.5 %
Householder or spouse is under 18		6	0.0 %
With Related:			
	Married-Couple Family	20,091	74.3 %
	Male Householder, No Wife Present	1,235	4.5 %
	Female Householder, No Husband Present	3,734	13.7 %
	Other Related Householder	335	1.2 %
	With Non-Relatives	222	0.8 %
Grandparent Householder		1,416	5.2 %
<i>In Group Quarters</i>		130	0.5 %
Institutionalized population		119	0.4 %
Noninstitutionalized population		11	0.0 %
<b>Where do Adults - Age 65 and Older - Live?</b>			
<b>Total Adults - Age 65 and Older (in Parish boundary)</b>		22,719	100.0 %
<i>In Households</i>		21,516	94.7 %
Family Households:		13,676	60.2 %
	Is Householder or Spouse	12,238	53.9 %
	With Other Relative Householder	344	1.5 %
	With Non-Related Householder	74	0.3 %
	is Parent	742	3.3 %
	is Parent-in-Law	279	1.2 %
	In Non-family Households:	7,840	34.5 %
	Male Living Alone	1,865	8.2 %
	Male not Living Alone	184	0.8 %
	Female Living Alone	5,195	22.9 %
	Female not Living Alone	221	1.0 %
Other		374	1.6 %
<i>In Group Quarters</i>		1,202	5.3 %
Institutionalized population		931	4.1 %
Noninstitutionalized population		272	1.2 %
<b>Housing Units in the Deanery</b>			
<b>Total Housing Units</b>		72,451	100.0 %
Occupied		66,445	91.7 %
Owner-Occupied		41,052	56.7 %
Renter-Occupied		25,393	35.0 %
Vacant		6,006	8.3 %
			

# 2010 U.S. Census Report 4

## Deanery: Main Line, Bridgeport and Roxborough (6)

---

### GLOSSARY

#### **Household**

A household includes all the people who occupy a housing unit. (People not living in households are classified as living in group quarters.)

#### **Householder**

One person in each household is designated as the householder. In most cases, this is the person, or one of the people, in whose name the home is owned, being bought, or rented.

#### **Family**

Householder and one or more other people living in the same household who are related to the householder by birth, marriage, or adoption.

#### **Parent**

The father or mother of the householder, including a stepparent or adoptive parent.

#### **Parent-in-Law**

The mother-in-law or father-in-law of the householder.

#### **Nonfamily**

Householder living alone or with nonrelatives only.

#### **Nonrelatives**

Any household member not related to the householder by birth, marriage, or adoption. These members could be:

##### **Roomer or Boarder**

A person who lives in a room in the household of the householder. Some sort of cash or noncash payment (e.g., chores) is usually made for their living accommodations.

##### **Housemate or Roommate**

A person aged 15 years and over who is not related to the householder and who shares living quarters primarily in order to share expenses.

##### **Unmarried Partner**

A person [aged 15 years and over] who is not related to the householder, who shares living quarters, and who has a close personal relationship with the householder.

##### **Other Nonrelatives**

Anyone who is not related by birth, marriage, or adoption to the householder and who is not described by the categories given above.

#### Footnotes:

1.) Tracts were divided into parish boundaries by dividing the percentage area of tract within the parish boundary from the total tract area. Data were divided by taking the percentage of the tract within the parish boundary and applying it to the Census household data. Errors in summing data are due to rounding of significant digits of percentage of area/ Census data.

Reference: 2010 Census Summary File 1, 2010 Census of Population and Housing, Issued June 2011 Tables: DP-1, P31, P34, P30, PCT19