

2010 U.S. Census Report 4

Deanery: Main Line, Bridgeport and Roxborough (6)

Pastoral Planning Area: 470

FS: 2510 DP: 8170

St. Margaret

Where do people live?	HOUSEHOLDS		POPULATION	
	Number	Percent	Number	Percent
Total Households and Population (in Parish boundary)	3,593	100.0 %	9,032	100.0 %
In Households	3,593	100.0 %	8,787	97.3 %
<i>Family Households</i>	2,361	65.7 %	7,318	81.0 %
Married Couple Family	1,959	54.5 %	6,231	69.0 %
Male Householder, no wife present	100	2.8 %	290	3.2 %
Female Householder, no male present	302	8.4 %	797	8.8 %
<i>Non-Family Households</i>	1,232	34.3 %	1,470	16.3 %
Single Person Households (total)	1,025	28.5 %	1,232	13.6 %
Single Person Households Over 65 Years	313	8.7 %	313	3.5 %
Roomers and Boarders			16	0.2 %
Housemates and Roommates			73	0.8 %
Unmarried Partners			127	1.4 %
Other non-relatives			21	0.2 %
In Group Quarters (Total)			244	2.7 %
Institutional Population			0	0.0 %
Noninstitutionalized Population			244	2.7 %
Persons Per Household				
Average Household Size			2.45	
Average Family Size			3.10	






2010 U.S. Census Report 4

Deanery: Main Line, Bridgeport and Roxborough (6)

Pastoral Planning Area: 470

FS: 2510 DP: 8170

St. Margaret

		POPULATION	
		Number	Percent
Where do Children - Under Age 18 Live?			
Total Children - Under Age 18 (in Parish boundary)		2,274	100.0 %
<i>In Households</i>		2,274	100.0 %
Householder or spouse is under 18		0	0.0 %
With Related:			
	Married-Couple Family	1,863	81.9 %
	Male Householder, No Wife Present	92	4.1 %
	Female Householder, No Husband Present	256	11.3 %
	Other Related Householder	14	0.6 %
	With Non-Relatives	12	0.5 %
	Grandparent Householder	34	1.5 %
<i>In Group Quarters</i>		0	0.0 %
Institutionalized population		0	0.0 %
Noninstitutionalized population		0	0.0 %
 Where do Adults - Age 65 and Older - Live?			
Total Adults - Age 65 and Older (in Parish boundary)		1,173	100.0 %
<i>In Households</i>		1,110	94.6 %
Family Households:		754	64.3 %
	Is Householder or Spouse	698	59.5 %
	With Other Relative Householder	13	1.1 %
	With Non-Related Householder	4	0.4 %
	is Parent	25	2.1 %
	is Parent-in-Law	13	1.1 %
	In Non-family Households:	356	30.3 %
Male Living Alone		82	7.0 %
Male not Living Alone		9	0.8 %
Female Living Alone		232	19.8 %
Female not Living Alone		14	1.2 %
Other		19	1.6 %
<i>In Group Quarters</i>		64	5.4 %
Institutionalized population		0	0.0 %
Noninstitutionalized population		63	5.4 %
 Housing Units in the Parish boundary			
Total Housing Units		3,794	100.0 %
Occupied		3,593	94.7 %
Owner-Occupied		2,506	66.1 %
Renter-Occupied		1,088	28.7 %
Vacant		200	5.3 %
			

2010 U.S. Census Report 4

Deanery: Main Line, Bridgeport and Roxborough (6)

Pastoral Planning Area: 470

FS: 2510 DP: 8170

St. Margaret

GLOSSARY

Household

A household includes all the people who occupy a housing unit. (People not living in households are classified as living in group quarters.)

Householder

One person in each household is designated as the householder. In most cases, this is the person, or one of the people, in whose name the home is owned, being bought, or rented.

Family

Householder and one or more other people living in the same household who are related to the householder by birth, marriage, or adoption.

Parent

The father or mother of the householder, including a stepparent or adoptive parent.

Parent-in-Law

The mother-in-law or father-in-law of the householder.

Nonfamily

Householder living alone or with nonrelatives only.

Nonrelatives

Any household member not related to the householder by birth, marriage, or adoption. These members could be:

Roomer or Boarder

A person who lives in a room in the household of the householder. Some sort of cash or noncash payment (e.g., chores) is usually made for their living accommodations.

Housemate or Roommate

A person aged 15 years and over who is not related to the householder and who shares living quarters primarily in order to share expenses.

Unmarried Partner

A person [aged 15 years and over] who is not related to the householder, who shares living quarters, and who has a close personal relationship with the householder.

Other Nonrelatives

Anyone who is not related by birth, marriage, or adoption to the householder and who is not described by the categories given above.

Footnotes:

1.) Tracts were divided into parish boundaries by dividing the percentage area of tract within the parish boundary from the total tract area. Data were divided by taking the percentage of the tract within the parish boundary and applying it to the Census household data. Errors in summing data are due to rounding of significant digits of percentage of area/ Census data.

Reference: 2010 Census Summary File 1, 2010 Census of Population and Housing, Issued June 2011 Tables: DP-1, P31, P34, P30, PCT19