

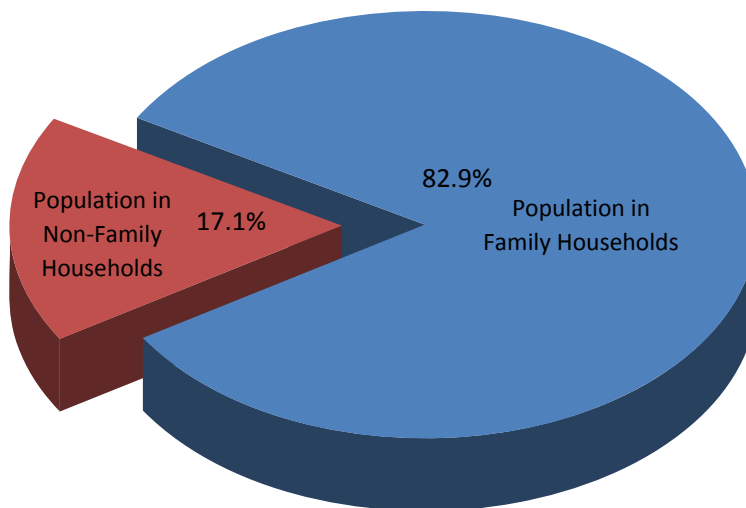
# Household and Housing Characteristics 2005 American Community Survey (ACS)

## Archdiocese of Philadelphia (five counties)

### Section 1: Family Households and Non-Family Households

	Population <sup>1</sup>		Households	
	Total	Percent	Total	Percent
<b>Total (in Archdiocesan Boundaries)</b>	<b>3,761,421</b>	<b>100%</b>	<b>1,460,043</b>	<b>100%</b>
<i>Where do people live?</i>				
<b>In Households</b>	<b>3,761,421</b>	<b>100%</b>	<b>1,460,043</b>	<b>100%</b>
<b>Family Households</b>	<b>3,118,810</b>	<b>82.9%</b>	<b>937,544</b>	<b>64.2%</b>
Married Couple Family	x	x	648,076	44.4%
Male Householder, no wife present	x	x	70,848	4.9%
Female Householder, no husband present	x	x	218,620	15.0%
<b>Non-Family Households</b>	<b>642,611</b>	<b>17.1%</b>	<b>522,499</b>	<b>35.8%</b>
Single Person Housholds (total)	457,616	12.2%	443,397	30.4%
Single Person Housholds Over 65 Years	156,939	4.2%	152,169	10.4%
Other Non Family Households (total)	184,998	4.9%	79,102	5.4%
Households with: Same-Sex Unmarried Partners	In Family or Non-Family		11,089	0.8%
Households with: Opposite-Sex Unmarried Partners	Households		57,714	4.0%
<b>In Group Quarters (Total)</b>	<b>N/A</b>	<b>N/A</b>	<b>x</b>	<b>x</b>
Institutional Population	N/A	N/A	x	x
Noninstitutionalized Population	N/A	N/A	x	x

Where do people live?



Notes:

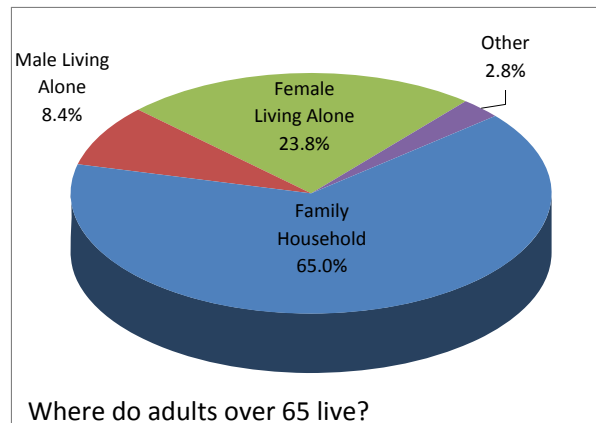
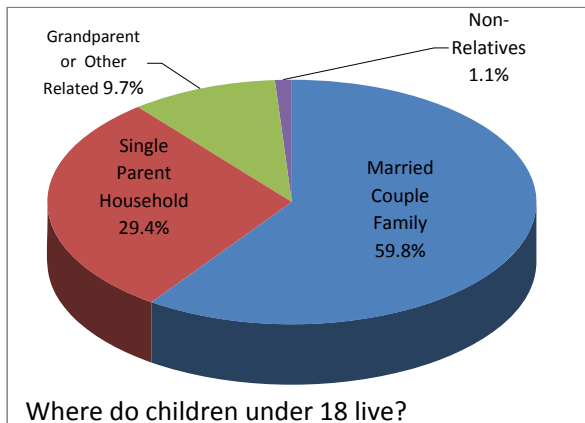
- 2005 Data is an estimate of population, Race and Hispanic or Latino Origin by Race based on a survey and is subject to sampling variability and some degree of uncertainty. Populations in institutions, college dormitories and other group quarters are not included.

# Household and Housing Characteristics 2005 American Community Survey (ACS)

## Archdiocese of Philadelphia (five counties)

### Section 2: Children Under Age 18

Where do Children - Under Age 18 - Live?	Population <sup>1</sup>	
	Total	Percent
<b>Total Children - Under Age 18 (in Archdiocesan Boundaries)</b>	<b>945,649</b>	<b>100%</b>
<b>In Households</b>		
Householder or spouse is under 18	518	0.1%
With Related:		
Married-couple family	565,100	59.8%
Male householder, no wife present	43,523	4.6%
Female householder, no husband present	234,306	24.8%
Grandparent householder	71,391	7.5%
Other related householder	21,152	2.2%
With non-relatives	10,177	1.1%
<b>In Group Quarters (Total)</b>	<b>N/A</b>	<b>N/A</b>
Institutional Population	N/A	N/A
Noninstitutionalized Population	N/A	N/A



### Section 3: Adults Over Age 65

Where do Adults - Age 65 and older - Live?	Population <sup>1</sup>	
	Total	Percent
<b>Total Adults - Age 65 and older (in Archdiocesan Boundaries)</b>	<b>487,132</b>	<b>100%</b>
<b>In Households</b>		
Family Households:		
Is Householder or Spouse	268,605	55.1%
With Householder Child	28,408	5.8%
With Other Relative Householder	18,716	3.8%
With Non-Related Householder	1,046	0.2%
In Nonfamily Households:		
Male Living Alone	41,040	8.4%
Female Living Alone	115,899	23.8%
Other	13,418	2.8%
<b>In Group Quarters (Total)</b>	<b>N/A</b>	<b>N/A</b>
Institutional Population	N/A	N/A
Noninstitutionalized Population	N/A	N/A

Notes:

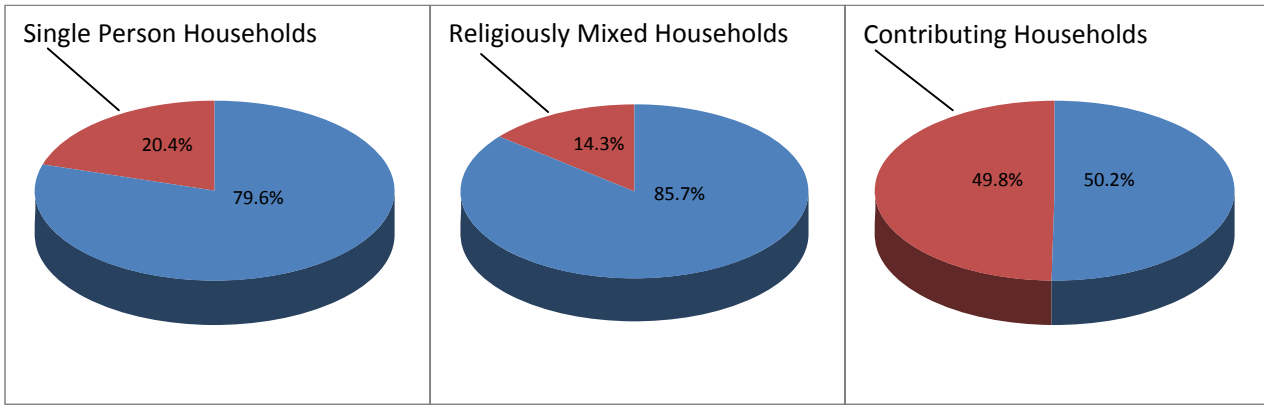
1. 2005 Data is an estimate of population, Race and Hispanic or Latino Origin by Race based on a survey and is subject to sampling variability and some degree of uncertainty. Populations in institutions, college dormitories and other group quarters are not included.

# Household and Housing Characteristics 2005 American Community Survey (ACS)

## Archdiocese of Philadelphia (five counties)

### Section 4: Catholic Population and Households

What do we know about Catholic Households?	Population		Households	
	Total	Percent	Total	Percent
Registered Catholic (Total)	1,210,135	100.0%	422,488	100.0%
Single Person Households	86,242	7.1%	86,242	20.4%
Religiously Mixed Households	x	x	60,349	14.3%
Contributing Households	x	x	210,237	49.8%



Sources:

Archdiocese of Philadelphia, 2005 Annual Pastoral Report Data: Reports p002 and p066

U.S. Census Bureau; American Community Survey:

2005 Detailed Tables; generated by Tom Denton; using American FactFinder; <<http://factfinder.census.gov>>; (January 2007);

B01003. Total Population-Universe: Total Population

B09003. Household Type and Relationship to Householder for Children Under 18 Years in Households - Universe: Population Under 18

B09016. Household Type By Relationship for Population in Households - Universe: Population in Households

B09017. Relationship By Household Type for Population 65 Years and Over -Universe: Population 65 Years and Over

B11009. Unmarried - Partner Households and Household Type by Sex of Partner - Universe: Households

B11010. Nonfamily Households by Sex of Householder by Living Alone by Age of Householder - Universe: Nonfamily Households

# Household and Housing Characteristics

## 2005 American Community Survey (ACS)

The American Community Survey (ACS) is an interim survey collected by the U. S. Census. The 2005 ACS Reports are produced by the Office for Research and Planning of the Archdiocese of Philadelphia for use by pastors. A complete glossary of U.S. Census and ACS terminology may be found at: <http://www.census.gov/acs/www/UseData/Def.htm>. Listed below are definitions to help you understand the Household and Housing Characteristics Report.

### Important Definitions from the U.S. Census:

The census reports two main kinds of housing: households and group quarters:

A **household** is a house, apartment, mobile home or trailer, or a single/group of rooms occupied as separate living quarters.

---

A **family** includes a householder (the person in whose name the home is owned or rented) and one or more people living in the same household who are related to the householder by birth, marriage, or adoption.

**Non-family households** are comprised of a householder living alone or with non-relatives only.

In most cases, the **householder** is the person (or one of the people) in whose name the home is owned or rented and/or is listed as Person 1 on the census questionnaire.

A household which contains **unmarried partners** (a householder and his or her partner who are not legally married or participating in a common law marriage) can be either a family or a non-family household. If related persons (e.g. children) live there also, this would be a family household.

**Institutional Group Quarters** contain people under the care or supervision of trained staff, and classified as "patients" or "inmates" in juvenile and correctional institutions, nursing homes and hospitals for chronically ill.

**Non-Institutional Group Quarters** contain people living in group quarters other than institutions including college dormitories, religious/other group homes, missions and shelters.

A **Housing Unit** is a house, apartment, mobile home or trailer, group of rooms, or a single room occupied as separate living quarters in which occupants live separately from other individuals in the building.

The following terms are used by the Chancery and the Research and Planning Office when collecting data in the Annual Pastoral Report:

A **Religiously Mixed Household** is a registered household in which at least one member is not Catholic.

A **Contributing Household** is a registered household that regularly uses Church envelopes or is a known financial contributor.