







**Archdiocese of Philadelphia**  
**Pastoral Planning Area: 330**  
 Deanery: Eastern Delaware County (1)  
 Episcopal Region I  
 July 2014

**Legend**

-  Territorial Parish
-  Parochial School
-  Archdiocesan High School
-  Parish Boundary
-  PPA Boundary
-  Episcopal Region Boundary

0 850 1,700 3,400 Feet

