


2010 U.S. Census Report 4

Archdiocese of Philadelphia




	HOUSEHOLDS		POPULATION	
	Number	Percent	Number	Percent
Where do people live?				
Total Households and Population (in Archdiocesan boundary)	1,533,531	100.0 %	4,008,009.6	100.0 %
In Households	1,533,531	100.0 %	3,885,164	96.9 %
<i>Family Households</i>	986,771	64.3 %	3,194,566	80 %
Married Couple Family	681,088	44.4 %	2,218,564	55 %
Male Householder, no wife present	73,231	4.8 %	230,224	6 %
Female Householder, no male present	232,452	15.2 %	745,778	19 %
				
<i>Non-Family Households</i>	546,760	35.7 %	690,598	17.2 %
Single Person Households (total)	439,063	28.6 %	546,759	13.6 %
Single Person Households Over 65 Years	156,190	10.2 %	156,190	3.9 %
Roomers and Boarders			10,686	0.3 %
Housemates and Roommates			57,263	1.4 %
Unmarried Partners			56,552	1.4 %
Other non-relatives			19,338	0.5 %
In Group Quarters (Total)			122,846	3.1 %
Institutional Population			49,470	1.2 %
Noninstitutionalized Population			73,375	1.8 %

Persons Per Household

Average Household Size	2.53
Average Family Size (revised, April 2012)	3.24

2010 U.S. Census Report 4

Archdiocese of Philadelphia

		POPULATION	
		Number	Percent
CHILDREN - UNDER AGE 18			
Total Children - Under Age 18 (in Archdiocesan boundary)		925,189	100.0 %
<i>In Households</i>		920,236	99.5 %
Householder or spouse is under 18		408	0.0 %
With Related:			
	Married-Couple Family	549,176	59.4 %
	Male Householder, No Wife Present	49,509	5.4 %
	Female Householder, No Husband Present	208,593	22.5 %
	Other Related Householder	23,259	2.5 %
	With Non-Relatives	11,910	1.3 %
Grandparent Householder		77,382	8.4 %
<i>In Group Quarters</i>		4,952	0.5 %
Institutionalized population		2,785	0.3 %
Noninstitutionalized population		2,167	0.2 %
Where do Adults - Age 65 and Older - Live?			
Total Adults - Age 65 and Older (in Parish boundary)		540,620	100.0 %
<i>In Households</i>		514,789	95.2 %
Family Households:		341,096	63.1 %
	Is Householder or Spouse	292,867	54.2 %
	With Other Relative Householder	10,560	2.0 %
	With Non-Related Householder	2,533	0.5 %
	is Parent	25,426	4.7 %
	is Parent-in-Law	9,709	1.8 %
In Non-family Households:		173,693	32.1 %
Male Living Alone		43,601	8.1 %
Male not Living Alone		4,674	0.9 %
Female Living Alone		112,589	20.8 %
Female not Living Alone		4,586	0.8 %
Other		8,244	1.5 %
<i>In Group Quarters</i>		25,832	4.8 %
Institutionalized population		22,334	4.1 %
Noninstitutionalized population		3,498	0.6 %
Housing Units in the Archdiocese			
Total Housing Units		1,656,796	100.0 %
Occupied		1,533,531	92.6 %
Owner-Occupied		1,016,814	61.4 %
Renter-Occupied		516,717	31.2 %
Vacant		123,265	7.4 %
			

2010 U.S. Census Report 4

Archdiocese of Philadelphia

GLOSSARY

Household

A household includes all the people who occupy a housing unit. (People not living in households are classified as living in group quarters.)

Householder

One person in each household is designated as the householder. In most cases, this is the person, or one of the people, in whose name the home is owned, being bought, or rented.

Family

Householder and one or more other people living in the same household who are related to the householder by birth, marriage, or adoption.

Parent

The father or mother of the householder, including a stepparent or adoptive parent.

Parent-in-Law

The mother-in-law or father-in-law of the householder.

Nonfamily

Householder living alone or with nonrelatives only.

Nonrelatives

Any household member not related to the householder by birth, marriage, or adoption. These members could be:

Roomer or Boarder

A person who lives in a room in the household of the householder. Some sort of cash or noncash payment (e.g., chores) is usually made for their living accommodations.

Housemate or Roommate

A person aged 15 years and over who is not related to the householder and who shares living quarters primarily in order to share expenses.

Unmarried Partner

A person [aged 15 years and over] who is not related to the householder, who shares living quarters, and who has a close personal relationship with the householder.

Other Nonrelatives

Anyone who is not related by birth, marriage, or adoption to the householder and who is not described by the categories given above.

Footnotes:

1.) Tracts were divided into parish boundaries by dividing the percentage area of tract within the parish boundary from the total tract area. Data were divided by taking the percentage of the tract within the parish boundary and applying it to the Census household data. Errors in summing data are due to rounding of significant digits of percentage of area/ Census data.

Reference: 2010 Census Summary File 1, 2010 Census of Population and Housing, Issued June 2011 Tables: DP-1, P31, P34, P30, PCT19