




2010 U.S. Census Report 4

Deanery: South Philadelphia and Northern Liberties (8)

	HOUSEHOLDS		POPULATION	
	Number	Percent	Number	Percent
Where do people live?				
Total Households and Population (in Deanery boundary)	85,798	100.0 %	197,717	100.0 %
In Households	85,798	100.0 %	195,589	98.9 %
<i>Family Households</i>	42,849	49.9 %	137,578	69.6 %
Married Couple Family	24,053	28.0 %	76,751	38.8 %
Male Householder, no wife present	4,589	5.3 %	14,651	7.4 %
Female Householder, no male present	14,206	16.6 %	46,176	23.4 %
				
<i>Non-Family Households</i>	42,949	50.1 %	58,012	29.3 %
Single Person Households (total)	31,520	36.7 %	42,949	21.7 %
Single Person Households Over 65 Years	8,807	10.3 %	8,807	4.5 %
Roomers and Boarders			1,067	0.5 %
Housemates and Roommates			7,022	3.6 %
Unmarried Partners			5,568	2.8 %
Other non-relatives			1,406	0.7 %
In Group Quarters (Total)			2,128	1.1 %
Institutional Population			475	0.2 %
Noninstitutionalized Population			1,653	0.8 %
Persons Per Household				
Average Household Size			2.30	
Average Family Size			3.21	

2010 U.S. Census Report 4

Deanery: South Philadelphia and Northern Liberties (8)

		POPULATION	
		Number	Percent
CHILDREN - UNDER AGE 18			
Total Children - Under Age 18 (in Deanery boundary)		36,381	100.0 %
<i>In Households</i>		36,324	99.8 %
Householder or spouse is under 18		29	0.1 %
With Related:			
	Married-Couple Family	15,321	42.2 %
	Male Householder, No Wife Present	2,471	6.8 %
	Female Householder, No Husband Present	11,348	31.2 %
	Other Related Householder	1,677	4.6 %
	With Non-Relatives	582	1.6 %
Grandparent Householder		4,896	13.5 %
<i>In Group Quarters</i>		57	0.2 %
Institutionalized population		24	0.1 %
Noninstitutionalized population		33	0.1 %
Where do Adults - Age 65 and Older - Live?			
Total Adults - Age 65 and Older (in Parish boundary)		24,576	100.0 %
<i>In Households</i>		24,229	98.6 %
Family Households:		14,409	58.6 %
	Is Householder or Spouse	11,740	47.8 %
	With Other Relative Householder	824	3.4 %
	With Non-Related Householder	172	0.7 %
	is Parent	1,439	5.9 %
	is Parent-in-Law	234	1.0 %
	In Non-family Households:	9,820	40.0 %
	Male Living Alone	2,825	11.5 %
	Male not Living Alone	331	1.3 %
	Female Living Alone	5,982	24.3 %
	Female not Living Alone	232	0.9 %
Other		449	1.8 %
<i>In Group Quarters</i>		347	1.4 %
Institutionalized population		172	0.7 %
Noninstitutionalized population		176	0.7 %
Housing Units in the Deanery			
Total Housing Units		96,997	100.0 %
Occupied		85,798	88.5 %
Owner-Occupied		47,305	48.8 %
Renter-Occupied		38,493	39.7 %
Vacant		11,199	11.5 %



2010 U.S. Census Report 4

Deanery: South Philadelphia and Northern Liberties (8)

GLOSSARY

Household

A household includes all the people who occupy a housing unit. (People not living in households are classified as living in group quarters.)

Householder

One person in each household is designated as the householder. In most cases, this is the person, or one of the people, in whose name the home is owned, being bought, or rented.

Family

Householder and one or more other people living in the same household who are related to the householder by birth, marriage, or adoption.

Parent

The father or mother of the householder, including a stepparent or adoptive parent.

Parent-in-Law

The mother-in-law or father-in-law of the householder.

Nonfamily

Householder living alone or with nonrelatives only.

Nonrelatives

Any household member not related to the householder by birth, marriage, or adoption. These members could be:

Roomer or Boarder

A person who lives in a room in the household of the householder. Some sort of cash or noncash payment (e.g., chores) is usually made for their living accommodations.

Housemate or Roommate

A person aged 15 years and over who is not related to the householder and who shares living quarters primarily in order to share expenses.

Unmarried Partner

A person [aged 15 years and over] who is not related to the householder, who shares living quarters, and who has a close personal relationship with the householder.

Other Nonrelatives

Anyone who is not related by birth, marriage, or adoption to the householder and who is not described by the categories given above.

Footnotes:

1.) Tracts were divided into parish boundaries by dividing the percentage area of tract within the parish boundary from the total tract area. Data were divided by taking the percentage of the tract within the parish boundary and applying it to the Census household data. Errors in summing data are due to rounding of significant digits of percentage of area/ Census data.

Reference: 2010 Census Summary File 1, 2010 Census of Population and Housing, Issued June 2011 Tables: DP-1, P31, P34, P30, PCT19