




2010 U.S. Census Report 4

Deanery: Northern Chester County (4)

	HOUSEHOLDS		POPULATION	
	Number	Percent	Number	Percent
Where do people live?				
Total Households and Population (in Deanery boundary)	83,148	100.0 %	217,805	100.0 %
In Households	83,148	100.0 %	214,420	98.4 %
<i>Family Households</i>	58,047	69.8 %	183,323	84.2 %
Married Couple Family	48,605	58.5 %	156,118	71.7 %
Male Householder, no wife present	2,729	3.3 %	8,152	3.7 %
Female Householder, no male present	6,713	8.1 %	19,054	8.7 %
				
<i>Non-Family Households</i>	25,101	30.2 %	31,096	14.3 %
Single Person Households (total)	20,238	24.3 %	25,101	11.5 %
Single Person Households Over 65 Years	6,811	8.2 %	6,811	3.1 %
Roomers and Boarders			381	0.2 %
Housemates and Roommates			1,879	0.9 %
Unmarried Partners			3,061	1.4 %
Other non-relatives			674	0.3 %
In Group Quarters (Total)			3,385	1.6 %
Institutional Population			1,422	0.7 %
Noninstitutionalized Population			1,963	0.9 %
Persons Per Household				
Average Household Size			2.62	
Average Family Size			3.16	

2010 U.S. Census Report 4

Deanery: Northern Chester County (4)

		POPULATION	
		Number	Percent
CHILDREN - UNDER AGE 18			
Total Children - Under Age 18 (in Deanery boundary)		54,849	100.0 %
<i>In Households</i>		54,567	99.5 %
Householder or spouse is under 18		9	0.0 %
With Related:			
	Married-Couple Family	44,611	81.8 %
	Male Householder, No Wife Present	2,029	3.7 %
	Female Householder, No Husband Present	5,599	10.2 %
	Other Related Householder	356	0.6 %
	With Non-Relatives	391	0.7 %
Grandparent Householder		1,572	2.9 %
<i>In Group Quarters</i>		282	0.5 %
Institutionalized population		130	0.2 %
Noninstitutionalized population		152	0.3 %
Where do Adults - Age 65 and Older - Live?			
Total Adults - Age 65 and Older (in Parish boundary)		27,053	100.0 %
<i>In Households</i>		25,874	95.6 %
Family Households:		18,308	67.7 %
	Is Householder or Spouse	16,152	59.7 %
	With Other Relative Householder	274	1.0 %
	With Non-Related Householder	83	0.3 %
	is Parent	1,133	4.2 %
	is Parent-in-Law	667	2.5 %
In Non-family Households:		7,566	28.0 %
Male Living Alone		1,777	6.6 %
Male not Living Alone		197	0.7 %
Female Living Alone		5,034	18.6 %
Female not Living Alone		202	0.7 %
Other		357	1.3 %
<i>In Group Quarters</i>		1,179	4.4 %
Institutionalized population		1,043	3.9 %
Noninstitutionalized population		136	0.5 %
Housing Units in the Deanery			
Total Housing Units		87,524	100.0 %
Occupied		83,148	95.0 %
Owner-Occupied		64,542	73.7 %
Renter-Occupied		18,606	21.3 %
Vacant		4,376	5.0 %



2010 U.S. Census Report 4

Deanery: Northern Chester County (4)

GLOSSARY

Household

A household includes all the people who occupy a housing unit. (People not living in households are classified as living in group quarters.)

Householder

One person in each household is designated as the householder. In most cases, this is the person, or one of the people, in whose name the home is owned, being bought, or rented.

Family

Householder and one or more other people living in the same household who are related to the householder by birth, marriage, or adoption.

Parent

The father or mother of the householder, including a stepparent or adoptive parent.

Parent-in-Law

The mother-in-law or father-in-law of the householder.

Nonfamily

Householder living alone or with nonrelatives only.

Nonrelatives

Any household member not related to the householder by birth, marriage, or adoption. These members could be:

Roomer or Boarder

A person who lives in a room in the household of the householder. Some sort of cash or noncash payment (e.g., chores) is usually made for their living accommodations.

Housemate or Roommate

A person aged 15 years and over who is not related to the householder and who shares living quarters primarily in order to share expenses.

Unmarried Partner

A person [aged 15 years and over] who is not related to the householder, who shares living quarters, and who has a close personal relationship with the householder.

Other Nonrelatives

Anyone who is not related by birth, marriage, or adoption to the householder and who is not described by the categories given above.

Footnotes:

1.) Tracts were divided into parish boundaries by dividing the percentage area of tract within the parish boundary from the total tract area. Data were divided by taking the percentage of the tract within the parish boundary and applying it to the Census household data. Errors in summing data are due to rounding of significant digits of percentage of area/ Census data.

Reference: 2010 Census Summary File 1, 2010 Census of Population and Housing, Issued June 2011 Tables: DP-1, P31, P34, P30, PCT19