

2010 U.S. Census Report 4

Deanery: Western Delaware County (2)

Pastoral Planning Area: 350

FS: 2780 DP: 8475

St. Thomas of Villanova

Where do people live?	HOUSEHOLDS		POPULATION	
	Number	Percent	Number	Percent
Total Households and Population (in Parish boundary)	3,605	100.0%	12,097	100.0%
In Households	3,605	100.0%	8,670	71.7%
<i>Family Households</i>	2,171	60.2%	6,758	55.9%
Married Couple Family	1,861	51.6%	5,909	48.8%
Male Householder, no wife present	70	2.0%	201	1.7%
Female Householder, no male present	240	6.6%	649	5.4%



<i>Non-Family Households</i>	1,435	39.8%	1,911	15.8%
Single Person Households (total)	1,071	29.7%	1,435	11.9%
Single Person Households Over 65 Years	461	12.8%	461	3.8%
Roomers and Boarders			28	0.2%
Housemates and Roommates			313	2.6%
Unmarried Partners			98	0.8%
Other non-relatives			38	0.3%

In Group Quarters (Total)			3,428	28.3%
Institutional Population			93	0.8%
Noninstitutionalized Population			3,335	27.6%

Persons Per Household

Average Household Size	2.40
Average Family Size	3.11




2010 U.S. Census Report 4

Deanery: Western Delaware County (2)

Pastoral Planning Area: 350

FS: 2780 DP: 8475

St. Thomas of Villanova

		POPULATION	
		Number	Percent
Where do Children - Under Age 18 Live?			
Total Children - Under Age 18 (in Parish boundary)		2,038	100.0 %
<i>In Households</i>		2,014	98.9 %
Householder or spouse is under 18		0	0.0 %
With Related:			
	Married-Couple Family	1,740	85.4 %
	Male Householder, No Wife Present	43	2.1 %
	Female Householder, No Husband Present	180	8.9 %
	Other Related Householder	11	0.6 %
	With Non-Relatives	11	0.5 %
Grandparent Householder		28	1.4 %
<i>In Group Quarters</i>		23	1.1 %
Institutionalized population		23	1.1 %
Noninstitutionalized population		1	0.0 %
Where do Adults - Age 65 and Older - Live?			
Total Adults - Age 65 and Older (in Parish boundary)		1,489	100.0 %
<i>In Households</i>		1,373	92.2 %
Family Households:		868	58.3 %
	Is Householder or Spouse	788	52.9 %
	With Other Relative Householder	20	1.3 %
	With Non-Related Householder	5	0.3 %
	is Parent	36	2.4 %
	is Parent-in-Law	20	1.3 %
In Non-family Households:		506	34.0 %
Male Living Alone		105	7.0 %
Male not Living Alone		6	0.4 %
Female Living Alone		356	23.9 %
Female not Living Alone		16	1.1 %
Other		23	1.5 %
<i>In Group Quarters</i>		116	7.8 %
Institutionalized population		57	3.9 %
Noninstitutionalized population		58	3.9 %
Housing Units in the Parish boundary			
Total Housing Units		3,886	100.0 %
Occupied		3,605	92.8 %
Owner-Occupied		2,411	62.1 %
Renter-Occupied		1,194	30.7 %
Vacant		281	7.2 %
			

2010 U.S. Census Report 4

Deanery: Western Delaware County (2)

Pastoral Planning Area: 350

FS: 2780 DP: 8475

St. Thomas of Villanova

GLOSSARY

Household

A household includes all the people who occupy a housing unit. (People not living in households are classified as living in group quarters.)

Householder

One person in each household is designated as the householder. In most cases, this is the person, or one of the people, in whose name the home is owned, being bought, or rented.

Family

Householder and one or more other people living in the same household who are related to the householder by birth, marriage, or adoption.

Parent

The father or mother of the householder, including a stepparent or adoptive parent.

Parent-in-Law

The mother-in-law or father-in-law of the householder.

Nonfamily

Householder living alone or with nonrelatives only.

Nonrelatives

Any household member not related to the householder by birth, marriage, or adoption. These members could be:

Roomer or Boarder

A person who lives in a room in the household of the householder. Some sort of cash or noncash payment (e.g., chores) is usually made for their living accommodations.

Housemate or Roommate

A person aged 15 years and over who is not related to the householder and who shares living quarters primarily in order to share expenses.

Unmarried Partner

A person [aged 15 years and over] who is not related to the householder, who shares living quarters, and who has a close personal relationship with the householder.

Other Nonrelatives

Anyone who is not related by birth, marriage, or adoption to the householder and who is not described by the categories given above.

Footnotes:

1.) Tracts were divided into parish boundaries by dividing the percentage area of tract within the parish boundary from the total tract area. Data were divided by taking the percentage of the tract within the parish boundary and applying it to the Census household data. Errors in summing data are due to rounding of significant digits of percentage of area/ Census data.

Reference: 2010 Census Summary File 1, 2010 Census of Population and Housing, Issued June 2011 Tables: DP-1, P31, P34, P30, PCT19