

2010 U.S. Census Report 4

Deanery: Main Line, Bridgeport and Roxborough (6)

Pastoral Planning Area: 470

FS: 2610 DP: 7430

Presentation B.V.M.

Where do people live?	HOUSEHOLDS		POPULATION	
	Number	Percent	Number	Percent
Total Households and Population (in Parish boundary)	2,913	100.0 %	7,537	100.0 %
In Households	2,913	100.0 %	7,347	97.5 %
<i>Family Households</i>	2,089	71.7 %	6,406	85.0 %
Married Couple Family	1,779	61.1 %	5,545	73.6 %
Male Householder, no wife present	70	2.4 %	201	2.7 %
Female Householder, no male present	240	8.2 %	659	8.7 %
<i>Non-Family Households</i>	824	28.3 %	941	12.5 %
Single Person Households (total)	725	24.9 %	824	10.9 %
Single Person Households Over 65 Years	417	14.3 %	417	5.5 %
Roomers and Boarders			4	0.1 %
Housemates and Roommates			42	0.6 %
Unmarried Partners			58	0.8 %
Other non-relatives			13	0.2 %
In Group Quarters (Total)			190	2.5 %
Institutional Population			114	1.5 %
Noninstitutionalized Population			77	1.0 %
Persons Per Household				
Average Household Size			2.52	
Average Family Size			3.07	






2010 U.S. Census Report 4

Deanery: Main Line, Bridgeport and Roxborough (6)

Pastoral Planning Area: 470

FS: 2610 DP: 7430

Presentation B.V.M.

		POPULATION	
		Number	Percent
Where do Children - Under Age 18 Live?			
Total Children - Under Age 18 (in Parish boundary)		1,808	100.0 %
<i>In Households</i>		1,806	99.9 %
Householder or spouse is under 18		1	0.0 %
With Related:			
	Married-Couple Family	1,517	83.9 %
	Male Householder, No Wife Present	52	2.9 %
	Female Householder, No Husband Present	182	10.1 %
	Other Related Householder	9	0.5 %
	With Non-Relatives	8	0.4 %
	Grandparent Householder	37	2.0 %
<i>In Group Quarters</i>		2	0.1 %
Institutionalized population		0	0.0 %
Noninstitutionalized population		2	0.1 %
Where do Adults - Age 65 and Older - Live?			
Total Adults - Age 65 and Older (in Parish boundary)		1,439	100.0 %
<i>In Households</i>		1,329	92.4 %
Family Households:		876	60.8 %
	Is Householder or Spouse	794	55.1 %
	With Other Relative Householder	13	0.9 %
	With Non-Related Householder	10	0.7 %
	is Parent	42	2.9 %
	is Parent-in-Law	17	1.2 %
	In Non-family Households:	454	31.5 %
Male Living Alone		84	5.9 %
Male not Living Alone		8	0.5 %
Female Living Alone		332	23.1 %
Female not Living Alone		14	0.9 %
Other		16	1.1 %
<i>In Group Quarters</i>		110	7.6 %
Institutionalized population		109	7.6 %
Noninstitutionalized population		1	0.0 %
Housing Units in the Parish boundary			
Total Housing Units		3,027	100.0 %
Occupied		2,913	96.3 %
Owner-Occupied		2,650	87.6 %
Renter-Occupied		263	8.7 %
Vacant		113	3.7 %
			

2010 U.S. Census Report 4

Deanery: Main Line, Bridgeport and Roxborough (6)

Pastoral Planning Area: 470

FS: 2610 DP: 7430

Presentation B.V.M.

GLOSSARY

Household

A household includes all the people who occupy a housing unit. (People not living in households are classified as living in group quarters.)

Householder

One person in each household is designated as the householder. In most cases, this is the person, or one of the people, in whose name the home is owned, being bought, or rented.

Family

Householder and one or more other people living in the same household who are related to the householder by birth, marriage, or adoption.

Parent

The father or mother of the householder, including a stepparent or adoptive parent.

Parent-in-Law

The mother-in-law or father-in-law of the householder.

Nonfamily

Householder living alone or with nonrelatives only.

Nonrelatives

Any household member not related to the householder by birth, marriage, or adoption. These members could be:

Roomer or Boarder

A person who lives in a room in the household of the householder. Some sort of cash or noncash payment (e.g., chores) is usually made for their living accommodations.

Housemate or Roommate

A person aged 15 years and over who is not related to the householder and who shares living quarters primarily in order to share expenses.

Unmarried Partner

A person [aged 15 years and over] who is not related to the householder, who shares living quarters, and who has a close personal relationship with the householder.

Other Nonrelatives

Anyone who is not related by birth, marriage, or adoption to the householder and who is not described by the categories given above.

Footnotes:

1.) Tracts were divided into parish boundaries by dividing the percentage area of tract within the parish boundary from the total tract area. Data were divided by taking the percentage of the tract within the parish boundary and applying it to the Census household data. Errors in summing data are due to rounding of significant digits of percentage of area/ Census data.

Reference: 2010 Census Summary File 1, 2010 Census of Population and Housing, Issued June 2011 Tables: DP-1, P31, P34, P30, PCT19