


2010 U.S. Census Report 4

Deanery: Western Delaware County (2)

Pastoral Planning Area: 300

FS: 2505 DP: 7370

Our Lady of Perpetual Help

Where do people live?	HOUSEHOLDS		POPULATION	
	Number	Percent	Number	Percent
Total Households and Population (in Parish boundary)	4,510	100.0 %	11,744	100.0 %
In Households	4,510	100.0 %	11,676	99.4 %
<i>Family Households</i>	3,132	69.5 %	10,047	85.5 %
Married Couple Family	2,344	52.0 %	7,746	66.0 %
Male Householder, no wife present	221	4.9 %	632	5.4 %
Female Householder, no male present	568	12.6 %	1,669	14.2 %
				
<i>Non-Family Households</i>	1,378	30.5 %	1,629	13.9 %
Single Person Households (total)	1,157	25.7 %	1,378	11.7 %
Single Person Households Over 65 Years	444	9.8 %	444	3.8 %
Roomers and Boarders			18	0.2 %
Housemates and Roommates			56	0.5 %
Unmarried Partners			145	1.2 %
Other non-relatives			33	0.3 %
In Group Quarters (Total)			68	0.6 %
Institutional Population			0	0.0 %
Noninstitutionalized Population			68	0.6 %
Persons Per Household				
Average Household Size			2.59	
Average Family Size			3.21	




2010 U.S. Census Report 4

Deanery: Western Delaware County (2)

Pastoral Planning Area: 300

FS: 2505 DP: 7370

Our Lady of Perpetual Help

		POPULATION	
		Number	Percent
Where do Children - Under Age 18 Live?			
Total Children - Under Age 18 (in Parish boundary)		2,543	100.0 %
<i>In Households</i>		2,542	100.0 %
Householder or spouse is under 18		1	0.1 %
With Related:			
	Married-Couple Family	1,810	71.2 %
	Male Householder, No Wife Present	116	4.6 %
	Female Householder, No Husband Present	375	14.8 %
	Other Related Householder	31	1.2 %
	With Non-Relatives	26	1.0 %
Grandparent Householder		183	7.2 %
<i>In Group Quarters</i>		1	0.0 %
Institutionalized population		0	0.0 %
Noninstitutionalized population		1	0.0 %
Where do Adults - Age 65 and Older - Live?			
Total Adults - Age 65 and Older (in Parish boundary)		1,680	100.0 %
<i>In Households</i>		1,675	99.7 %
Family Households:		1,185	70.6 %
	Is Householder or Spouse	1,003	59.7 %
	With Other Relative Householder	42	2.5 %
	With Non-Related Householder	8	0.5 %
	is Parent	86	5.1 %
	is Parent-in-Law	46	2.7 %
In Non-family Households:		490	29.1 %
Male Living Alone		117	6.9 %
Male not Living Alone		12	0.7 %
Female Living Alone		327	19.5 %
Female not Living Alone		13	0.8 %
Other		20	1.2 %
<i>In Group Quarters</i>		5	0.3 %
Institutionalized population		0	0.0 %
Noninstitutionalized population		5	0.3 %
Housing Units in the Parish boundary			
Total Housing Units		4,726	100.0 %
Occupied		4,510	95.4 %
Owner-Occupied		3,464	73.3 %
Renter-Occupied		1,046	22.1 %
Vacant		216	4.6 %
			

2010 U.S. Census Report 4

Deanery: Western Delaware County (2)

Pastoral Planning Area: 300

FS: 2505 DP: 7370

Our Lady of Perpetual Help

GLOSSARY

Household

A household includes all the people who occupy a housing unit. (People not living in households are classified as living in group quarters.)

Householder

One person in each household is designated as the householder. In most cases, this is the person, or one of the people, in whose name the home is owned, being bought, or rented.

Family

Householder and one or more other people living in the same household who are related to the householder by birth, marriage, or adoption.

Parent

The father or mother of the householder, including a stepparent or adoptive parent.

Parent-in-Law

The mother-in-law or father-in-law of the householder.

Nonfamily

Householder living alone or with nonrelatives only.

Nonrelatives

Any household member not related to the householder by birth, marriage, or adoption. These members could be:

Roomer or Boarder

A person who lives in a room in the household of the householder. Some sort of cash or noncash payment (e.g., chores) is usually made for their living accommodations.

Housemate or Roommate

A person aged 15 years and over who is not related to the householder and who shares living quarters primarily in order to share expenses.

Unmarried Partner

A person [aged 15 years and over] who is not related to the householder, who shares living quarters, and who has a close personal relationship with the householder.

Other Nonrelatives

Anyone who is not related by birth, marriage, or adoption to the householder and who is not described by the categories given above.

Footnotes:

1.) Tracts were divided into parish boundaries by dividing the percentage area of tract within the parish boundary from the total tract area. Data were divided by taking the percentage of the tract within the parish boundary and applying it to the Census household data. Errors in summing data are due to rounding of significant digits of percentage of area/ Census data.

Reference: 2010 Census Summary File 1, 2010 Census of Population and Housing, Issued June 2011 Tables: DP-1, P31, P34, P30, PCT19