


2010 U.S. Census Report 4

Deanery: Western Delaware County (2)

Pastoral Planning Area: 300

FS: 2495 DP: 7365

Our Lady of Peace

Where do people live?	HOUSEHOLDS		POPULATION	
	Number	Percent	Number	Percent
Total Households and Population (in Parish boundary)	3,790	100.0 %	9,774	100.0 %
In Households	3,790	100.0 %	9,764	99.9 %
<i>Family Households</i>	2,640	69.7 %	8,388	85.8 %
Married Couple Family	1,898	50.1 %	6,187	63.3 %
Male Householder, no wife present	195	5.1 %	582	6.0 %
Female Householder, no male present	547	14.4 %	1,619	16.6 %
				
<i>Non-Family Households</i>	1,150	30.3 %	1,376	14.1 %
Single Person Households (total)	957	25.3 %	1,150	11.8 %
Single Person Households Over 65 Years	422	11.1 %	422	4.3 %
Roomers and Boarders			14	0.1 %
Housemates and Roommates			55	0.6 %
Unmarried Partners			119	1.2 %
Other non-relatives			39	0.4 %
In Group Quarters (Total)			10	0.1 %
Institutional Population			0	0.0 %
Noninstitutionalized Population			10	0.1 %
Persons Per Household				
Average Household Size			2.58	
Average Family Size			3.18	



2010 U.S. Census Report 4

Deanery: Western Delaware County (2)

Pastoral Planning Area: 300

FS: 2495 DP: 7365

Our Lady of Peace

		POPULATION	
		Number	Percent
Where do Children - Under Age 18 Live?			
Total Children - Under Age 18 (in Parish boundary)		2,147	100.0 %
<i>In Households</i>		2,147	100.0 %
Householder or spouse is under 18		1	0.0 %
With Related:			
	Married-Couple Family	1,428	66.5 %
	Male Householder, No Wife Present	123	5.7 %
	Female Householder, No Husband Present	389	18.1 %
	Other Related Householder	35	1.6 %
	With Non-Relatives	26	1.2 %
	Grandparent Householder	145	6.8 %
<i>In Group Quarters</i>		0	0.0 %
Institutionalized population		0	0.0 %
Noninstitutionalized population		0	0.0 %
 Where do Adults - Age 65 and Older - Live?			
Total Adults - Age 65 and Older (in Parish boundary)		1,449	100.0 %
<i>In Households</i>		1,448	100.0 %
Family Households:		990	68.3 %
	Is Householder or Spouse	861	59.5 %
	With Other Relative Householder	25	1.7 %
	With Non-Related Householder	5	0.4 %
	is Parent	74	5.1 %
	is Parent-in-Law	25	1.7 %
	In Non-family Households:	458	31.6 %
Male Living Alone		107	7.4 %
Male not Living Alone		9	0.6 %
Female Living Alone		315	21.8 %
Female not Living Alone		10	0.7 %
Other		17	1.2 %
<i>In Group Quarters</i>		1	0.0 %
Institutionalized population		0	0.0 %
Noninstitutionalized population		0	0.0 %
 Housing Units in the Parish boundary			
Total Housing Units		3,989	100.0 %
Occupied		3,790	95.0 %
Owner-Occupied		2,911	73.0 %
Renter-Occupied		879	22.0 %
Vacant		199	5.0 %



2010 U.S. Census Report 4

Deanery: Western Delaware County (2)

Pastoral Planning Area: 300

FS: 2495 DP: 7365

Our Lady of Peace

GLOSSARY

Household

A household includes all the people who occupy a housing unit. (People not living in households are classified as living in group quarters.)

Householder

One person in each household is designated as the householder. In most cases, this is the person, or one of the people, in whose name the home is owned, being bought, or rented.

Family

Householder and one or more other people living in the same household who are related to the householder by birth, marriage, or adoption.

Parent

The father or mother of the householder, including a stepparent or adoptive parent.

Parent-in-Law

The mother-in-law or father-in-law of the householder.

Nonfamily

Householder living alone or with nonrelatives only.

Nonrelatives

Any household member not related to the householder by birth, marriage, or adoption. These members could be:

Roomer or Boarder

A person who lives in a room in the household of the householder. Some sort of cash or noncash payment (e.g., chores) is usually made for their living accommodations.

Housemate or Roommate

A person aged 15 years and over who is not related to the householder and who shares living quarters primarily in order to share expenses.

Unmarried Partner

A person [aged 15 years and over] who is not related to the householder, who shares living quarters, and who has a close personal relationship with the householder.

Other Nonrelatives

Anyone who is not related by birth, marriage, or adoption to the householder and who is not described by the categories given above.

Footnotes:

1.) Tracts were divided into parish boundaries by dividing the percentage area of tract within the parish boundary from the total tract area. Data were divided by taking the percentage of the tract within the parish boundary and applying it to the Census household data. Errors in summing data are due to rounding of significant digits of percentage of area/ Census data.

Reference: 2010 Census Summary File 1, 2010 Census of Population and Housing, Issued June 2011 Tables: DP-1, P31, P34, P30, PCT19