

2010 U.S. Census Report 4

Deanery: Eastern Delaware County (1)

Pastoral Planning Area: 320

FS: 2355 DP: 8115

St. Laurence

Where do people live?	HOUSEHOLDS		POPULATION	
	Number	Percent	Number	Percent
Total Households and Population (in Parish boundary)	5,575	100.0 %	15,376	100.0 %
In Households	5,575	100.0 %	15,313	99.6 %
<i>Family Households</i>	3,725	66.8 %	13,042	84.8 %
Married Couple Family	2,472	44.3 %	9,013	58.6 %
Male Householder, no wife present	318	5.7 %	1,006	6.5 %
Female Householder, no male present	935	16.8 %	3,023	19.7 %



<i>Non-Family Households</i>	1,851	33.2 %	2,271	14.8 %
Single Person Households (total)	1,524	27.3 %	1,851	12.0 %
Single Person Households Over 65 Years	386	6.9 %	386	2.5 %
Roomers and Boarders			31	0.2 %
Housemates and Roommates			164	1.1 %
Unmarried Partners			170	1.1 %
Other non-relatives			55	0.4 %
In Group Quarters (Total)			63	0.4 %
Institutional Population			2	0.0 %
Noninstitutionalized Population			61	0.4 %

Persons Per Household

Average Household Size	2.75
Average Family Size	3.50




2010 U.S. Census Report 4

Deanery: Eastern Delaware County (1)

Pastoral Planning Area: 320

FS: 2355 DP: 8115

St. Laurence

		POPULATION	
		Number	Percent
Where do Children - Under Age 18 Live?			
Total Children - Under Age 18 (in Parish boundary)		3,686	100.0 %
<i>In Households</i>		3,684	99.9 %
Householder or spouse is under 18		3	0.1 %
With Related:			
	Married-Couple Family	2,194	59.5 %
	Male Householder, No Wife Present	201	5.4 %
	Female Householder, No Husband Present	785	21.3 %
	Other Related Householder	138	3.8 %
	With Non-Relatives	57	1.6 %
Grandparent Householder		307	8.3 %
<i>In Group Quarters</i>		2	0.1 %
Institutionalized population		2	0.1 %
Noninstitutionalized population		0	0.0 %
Where do Adults - Age 65 and Older - Live?			
Total Adults - Age 65 and Older (in Parish boundary)		1,500	100.0 %
<i>In Households</i>		1,486	99.0 %
Family Households:		1,072	71.5 %
	Is Householder or Spouse	822	54.8 %
	With Other Relative Householder	48	3.2 %
	With Non-Related Householder	5	0.3 %
	is Parent	146	9.7 %
	is Parent-in-Law	51	3.4 %
In Non-family Households:		414	27.6 %
Male Living Alone		112	7.5 %
Male not Living Alone		6	0.4 %
Female Living Alone		273	18.2 %
Female not Living Alone		6	0.4 %
Other		16	1.1 %
<i>In Group Quarters</i>		14	1.0 %
Institutionalized population		0	0.0 %
Noninstitutionalized population		14	1.0 %
Housing Units in the Parish boundary			
Total Housing Units		5,887	100.0 %
Occupied		5,575	94.7 %
	Owner-Occupied	3,753	63.7 %
	Renter-Occupied	1,822	31.0 %
Vacant		312	5.3 %

2010 U.S. Census Report 4

Deanery: Eastern Delaware County (1)

Pastoral Planning Area: 320

FS: 2355 DP: 8115

St. Laurence

GLOSSARY

Household

A household includes all the people who occupy a housing unit. (People not living in households are classified as living in group quarters.)

Householder

One person in each household is designated as the householder. In most cases, this is the person, or one of the people, in whose name the home is owned, being bought, or rented.

Family

Householder and one or more other people living in the same household who are related to the householder by birth, marriage, or adoption.

Parent

The father or mother of the householder, including a stepparent or adoptive parent.

Parent-in-Law

The mother-in-law or father-in-law of the householder.

Nonfamily

Householder living alone or with nonrelatives only.

Nonrelatives

Any household member not related to the householder by birth, marriage, or adoption. These members could be:

Roomer or Boarder

A person who lives in a room in the household of the householder. Some sort of cash or noncash payment (e.g., chores) is usually made for their living accommodations.

Housemate or Roommate

A person aged 15 years and over who is not related to the householder and who shares living quarters primarily in order to share expenses.

Unmarried Partner

A person [aged 15 years and over] who is not related to the householder, who shares living quarters, and who has a close personal relationship with the householder.

Other Nonrelatives

Anyone who is not related by birth, marriage, or adoption to the householder and who is not described by the categories given above.

Footnotes:

1.) Tracts were divided into parish boundaries by dividing the percentage area of tract within the parish boundary from the total tract area. Data were divided by taking the percentage of the tract within the parish boundary and applying it to the Census household data. Errors in summing data are due to rounding of significant digits of percentage of area/ Census data.

Reference: 2010 Census Summary File 1, 2010 Census of Population and Housing, Issued June 2011 Tables: DP-1, P31, P34, P30, PCT19