

2010 U.S. Census Report 4

Deanery: Eastern Montgomery County and North West Philadelphia (7)

Pastoral Planning Area: 420

FS: 2010 DP: 7585

St. Anthony of Padua

Where do people live?	HOUSEHOLDS		POPULATION	
	Number	Percent	Number	Percent
Total Households and Population (in Parish boundary)	4,783	100.0 %	11,640	100.0 %
In Households	4,783	100.0 %	11,272	96.8 %
<i>Family Households</i>	2,947	61.6 %	9,126	78.4 %
Married Couple Family	2,335	48.8 %	7,399	63.6 %
Male Householder, no wife present	165	3.4 %	473	4.1 %
Female Householder, no male present	447	9.4 %	1,253	10.8 %
<i>Non-Family Households</i>	1,836	38.4 %	2,146	18.4 %
Single Person Households (total)	1,567	32.8 %	1,836	15.8 %
Single Person Households Over 65 Years	804	16.8 %	804	6.9 %
Roomers and Boarders			25	0.2 %
Housemates and Roommates			95	0.8 %
Unmarried Partners			160	1.4 %
Other non-relatives			30	0.3 %
In Group Quarters (Total)			368	3.2 %
Institutional Population			359	3.1 %
Noninstitutionalized Population			9	0.1 %
Persons Per Household				
Average Household Size			2.36	
Average Family Size			3.10	






2010 U.S. Census Report 4

Deanery: Eastern Montgomery County and North West Philadelphia (7)

Pastoral Planning Area: 420

FS: 2010 DP: 7585

St. Anthony of Padua

		POPULATION	
		Number	Percent
Where do Children - Under Age 18 Live?			
Total Children - Under Age 18 (in Parish boundary)		2,590	100.0 %
<i>In Households</i>		2,512	97.0 %
Householder or spouse is under 18		0	0.0 %
With Related:			
	Married-Couple Family	1,926	74.4 %
	Male Householder, No Wife Present	109	4.2 %
	Female Householder, No Husband Present	313	12.1 %
	Other Related Householder	29	1.1 %
	With Non-Relatives	18	0.7 %
Grandparent Householder		117	4.5 %
<i>In Group Quarters</i>		78	3.0 %
Institutionalized population		75	2.9 %
Noninstitutionalized population		3	0.1 %
Where do Adults - Age 65 and Older - Live?			
Total Adults - Age 65 and Older (in Parish boundary)		2,272	100.0 %
<i>In Households</i>		2,058	90.6 %
Family Households:		1,196	52.6 %
	Is Householder or Spouse	1,091	48.0 %
	With Other Relative Householder	25	1.1 %
	With Non-Related Householder	2	0.1 %
	is Parent	47	2.1 %
	is Parent-in-Law	31	1.4 %
In Non-family Households:		862	38.0 %
Male Living Alone		187	8.2 %
Male not Living Alone		14	0.6 %
Female Living Alone		617	27.2 %
Female not Living Alone		19	0.8 %
Other		25	1.1 %
<i>In Group Quarters</i>		214	9.4 %
Institutionalized population		213	9.4 %
Noninstitutionalized population		0	0.0 %
Housing Units in the Parish boundary			
Total Housing Units		5,007	100.0 %
Occupied		4,783	95.5 %
Owner-Occupied		3,354	67.0 %
Renter-Occupied		1,429	28.5 %
Vacant		224	4.5 %
			

2010 U.S. Census Report 4

Deanery: Eastern Montgomery County and North West Philadelphia (7)

Pastoral Planning Area: 420

FS: 2010 DP: 7585

St. Anthony of Padua

GLOSSARY

Household

A household includes all the people who occupy a housing unit. (People not living in households are classified as living in group quarters.)

Householder

One person in each household is designated as the householder. In most cases, this is the person, or one of the people, in whose name the home is owned, being bought, or rented.

Family

Householder and one or more other people living in the same household who are related to the householder by birth, marriage, or adoption.

Parent

The father or mother of the householder, including a stepparent or adoptive parent.

Parent-in-Law

The mother-in-law or father-in-law of the householder.

Nonfamily

Householder living alone or with nonrelatives only.

Nonrelatives

Any household member not related to the householder by birth, marriage, or adoption. These members could be:

Roomer or Boarder

A person who lives in a room in the household of the householder. Some sort of cash or noncash payment (e.g., chores) is usually made for their living accommodations.

Housemate or Roommate

A person aged 15 years and over who is not related to the householder and who shares living quarters primarily in order to share expenses.

Unmarried Partner

A person [aged 15 years and over] who is not related to the householder, who shares living quarters, and who has a close personal relationship with the householder.

Other Nonrelatives

Anyone who is not related by birth, marriage, or adoption to the householder and who is not described by the categories given above.

Footnotes:

1.) Tracts were divided into parish boundaries by dividing the percentage area of tract within the parish boundary from the total tract area. Data were divided by taking the percentage of the tract within the parish boundary and applying it to the Census household data. Errors in summing data are due to rounding of significant digits of percentage of area/ Census data.

Reference: 2010 Census Summary File 1, 2010 Census of Population and Housing, Issued June 2011 Tables: DP-1, P31, P34, P30, PCT19