


2010 U.S. Census Report 4

Deanery: Lower North East Philadelphia (12)



	HOUSEHOLDS		POPULATION	
	Number	Percent	Number	Percent
Where do people live?				
Total Households and Population (in Deanery boundary)	151,738	100.0 %	435,164	100.0 %
In Households	151,738	100.0 %	429,330	98.7 %
<i>Family Households</i>	102,495	67.5 %	368,022	84.6 %
Married Couple Family	47,421	31.3 %	174,283	40.0 %
Male Householder, no wife present	11,662	7.7 %	39,506	9.1 %
Female Householder, no male present	43,411	28.6 %	154,233	35.4 %
				
<i>Non-Family Households</i>	49,243	32.5 %	61,308	14.1 %
Single Person Households (total)	40,277	26.5 %	49,243	11.3 %
Single Person Households Over 65 Years	12,658	8.3 %	12,658	2.9 %
Roomers and Boarders			1,589	0.4 %
Housemates and Roommates			3,335	0.8 %
Unmarried Partners			4,533	1.0 %
Other non-relatives			2,608	0.6 %
In Group Quarters (Total)			5,834	1.3 %
Institutional Population			2,554	0.6 %
Noninstitutionalized Population			3,279	0.8 %

Persons Per Household

Average Household Size	2.87
Average Family Size	3.59

2010 U.S. Census Report 4

Deanery: Lower North East Philadelphia (12)

		POPULATION	
		Number	Percent
CHILDREN - UNDER AGE 18			
Total Children - Under Age 18 (in Deanery boundary)		123,402	100.0 %
<i>In Households</i>		123,239	99.9 %
Householder or spouse is under 18		85	0.1 %
With Related:			
	Married-Couple Family	42,622	34.6 %
	Male Householder, No Wife Present	8,889	7.2 %
	Female Householder, No Husband Present	47,669	38.6 %
	Other Related Householder	5,582	4.5 %
	With Non-Relatives	1,948	1.6 %
Grandparent Householder		16,444	13.3 %
<i>In Group Quarters</i>		164	0.1 %
Institutionalized population		117	0.1 %
Noninstitutionalized population		47	0.0 %
Where do Adults - Age 65 and Older - Live?			
Total Adults - Age 65 and Older (in Parish boundary)		40,939	100.0 %
<i>In Households</i>		39,533	96.6 %
Family Households:		25,223	61.6 %
	Is Householder or Spouse	19,460	47.5 %
	With Other Relative Householder	1,442	3.5 %
	With Non-Related Householder	393	1.0 %
	is Parent	3,227	7.9 %
	is Parent-in-Law	701	1.7 %
	In Non-family Households:	14,310	35.0 %
	Male Living Alone	4,056	9.9 %
	Male not Living Alone	469	1.1 %
	Female Living Alone	8,602	21.0 %
	Female not Living Alone	415	1.0 %
Other		769	1.9 %
<i>In Group Quarters</i>		1,406	3.4 %
Institutionalized population		964	2.4 %
Noninstitutionalized population		442	1.1 %
Housing Units in the Deanery			
Total Housing Units		168,272	100.0 %
Occupied		151,738	90.2 %
Owner-Occupied		86,604	51.5 %
Renter-Occupied		65,134	38.7 %
Vacant		16,535	9.8 %



2010 U.S. Census Report 4

Deanery: Lower North East Philadelphia (12)

GLOSSARY

Household

A household includes all the people who occupy a housing unit. (People not living in households are classified as living in group quarters.)

Householder

One person in each household is designated as the householder. In most cases, this is the person, or one of the people, in whose name the home is owned, being bought, or rented.

Family

Householder and one or more other people living in the same household who are related to the householder by birth, marriage, or adoption.

Parent

The father or mother of the householder, including a stepparent or adoptive parent.

Parent-in-Law

The mother-in-law or father-in-law of the householder.

Nonfamily

Householder living alone or with nonrelatives only.

Nonrelatives

Any household member not related to the householder by birth, marriage, or adoption. These members could be:

Roomer or Boarder

A person who lives in a room in the household of the householder. Some sort of cash or noncash payment (e.g., chores) is usually made for their living accommodations.

Housemate or Roommate

A person aged 15 years and over who is not related to the householder and who shares living quarters primarily in order to share expenses.

Unmarried Partner

A person [aged 15 years and over] who is not related to the householder, who shares living quarters, and who has a close personal relationship with the householder.

Other Nonrelatives

Anyone who is not related by birth, marriage, or adoption to the householder and who is not described by the categories given above.

Footnotes:

1.) Tracts were divided into parish boundaries by dividing the percentage area of tract within the parish boundary from the total tract area. Data were divided by taking the percentage of the tract within the parish boundary and applying it to the Census household data. Errors in summing data are due to rounding of significant digits of percentage of area/ Census data.

Reference: 2010 Census Summary File 1, 2010 Census of Population and Housing, Issued June 2011 Tables: DP-1, P31, P34, P30, PCT19